

Twelve into one goes comfortably.



F. C. PURSER LTD

434-450 Old Kent Road

London SE21 5AG

01-81 3134/5/6



SALES
SERVICE
PARTS
RENTACAR
UNDERPRAY


The Volkswagen 12 Seater.

Take a good



Saloon car comfort.

Here's an interior that has all the qualities of a comfortable passenger car. It includes a fully trimmed cab, quality roof lining, durable rubber mats, collapsing steering column and twin speed wipers. It has even more of the most important quality – room for passengers.



A luxury drive.

One thing you'll notice when you take the driver's seat: how soon you forget you're carrying 12 people. There's comfortable seating, a clear all round view, padded instrument panel, non-dazzle dials and padded sun visors.



Two ins. Two outs.

Getting in or out is easy with a Volkswagen 12 Seater. You've got sliding doors both sides, so your passengers can leave the vehicle without stepping into the open road no matter which way the vehicle is facing.



Why you can't stop us.

Every Volkswagen 12 Seater comes fully equipped for Computer Diagnosis. We plug in a computer and ask your VW up to 77 questions. Your Volkswagen gives us the answers. The computer which carries out the diagnosis is located at your local VW Dealership and is programmed so that it cannot forget any of its compulsory checks. A Condition Report Form is printed automatically. You can see for yourself that everything has been tested accurately, and you will know just what needs attention. Because Volkswagen Diagnosis works fast it doesn't cost much. In fact your first two are entirely free. The system sounds simple – it is.



look round.



A loaded extra.

When most other 12 Seaters are carrying their full complement there is no room for extra luggage. Not so with the VW 12 Seater. When all your passengers are comfortably seated there is still 35 cubic feet of storage space.




Built with care.

We're concerned how you feel about owning a Volkswagen. So we build them with care. Our exhaustive and rigorous testing is reflected in the quality of the Volkswagen 12 Seater and ensures that we meet today's highest requirements in terms of safety, reliability, economy and styling.



Good looking too.

Our vehicles have always looked good. But we still keep improving them. This year we have made the 12 seater safer, with new strong bumpers with a deformable impact absorbing element at the front to take the force out of a collision. We've also raised the front indicators so other people can quickly see exactly where you're going.



Takes 12 comfortably.

The Volkswagen 12 Seater. Specifications.



Engine: 1600 cc

Air-cooled four-cylinder, four stroke flat four engine mounted in rear.

Capacity: 1584 cc

Output: SAE 60 bhp at 4400 rpm. Compression ratio 7.5 to 1. Maximum torque 81.75 ft. lbs. at 3000 rpm (SAE). Single downdraught carburettor with automatic choke. Thermostatically controlled fan air cooling.

Oil cooler, 12-volt electrical system, 45 Ah battery.

Early cut-in generator with Max. output of 38 amps. (approx. 540W).

Engine: 1700 cc

Capacity: 1679 cc

Output: SAE 74 bhp at 5000 rpm. Compression ratio 7.3 to 1. Maximum torque 85.3 ft. lbs. at 3400 rpm (SAE). Twin downdraught carburettors with automatic choke. Alternator with output of 55 amps (approx. 770W).

Differences on models with automatic transmission: SAE 70 bhp at 4200 rpm. Maximum torque 87 ft. lbs. at 3200 rpm (SAE).

Transmission

1600: Via clutch full baulk-synchromesh four speed gearbox, differential and double-joint drive shafts to rear wheels.

1700: As for 1600.

To special order: Automatic transmission with hydrodynamic torque converter.

Chassis

1600: Suspension by means of torsion bars front and rear combined with double acting telescopic shock absorbers. Wheel suspension and location by means of cranked trailing links up front and semi-trailing arms at back. Torsion bar stabilizer on front axle. Hydraulic steering column. Dual circuit brake system with disc brakes up front and deceleration-sensitive brake pressure regulator.

Tyres: 7.00-148 PR:

1700: Tyres: 185R 14C (radial ply):

Performance

1600: Maximum speed 68 mph. Optimum hill climbing ability on good roads fully laden and in first gear: 1:3.7.

Consumption (regular fuel): 24.8 mpg* imperial.

1700 (Figures for automatic models in brackets) Maximum speed 78 mph (75 mph). Optimum hill climbing ability on good roads, fully laden and in first gear: 1:3.6 (1:4.7).

Consumption (regular fuel): 22 mpg* imperial (21.7 mpg).

Weights and dimensions

Overall length: 14' 9 ins.

Overall width: 5' 10 ins.

Overall height: 6' 5 ins.

1600: Wheelbase: 94.5 ins.

Track front / rear: 54.6 / 56.6 ins.

Unladen weight: 2998 / 3087 lbs.

Axle load front / rear: 2226 / 2799 lbs. Max. permissible trailed load for braked trailers of all types: 1764 lbs.

1700: These figures differ for automatic.

Extras at no extra charge: Cab

Plastic lining throughout. Footwells lined with plastic foil. Floor lined with insulating rubber matting in driver's cab. The floor of the rear compartment is lined with asbestos vinyl tile. The luggage compartment is lined with black faced hardboard panel. Wheel housings damped with rubber. Driver's seat adjustable to nine positions even when vehicle is in motion. Leatherette seats. Safety door locks. Coat hooks. Door pull-to mouldings. Safety rear view mirror. Ashtray. Passenger grab handle. Heating and ventilation systems adjustable over wide range. Ventilation air flow directionally adjustable. Adjustable draught free ventilation system in cab doors. Particularly effective windscreen defrosting. Glove compartment. Two padded sun vizors. Screw type safety belt mountings. Windscreen washer. Headlight flasher. Door contact operated inside light. Self cancelling turn indicators with hazard warning light system. Self parking two speed windscreen wipers with brief setting. Non-reflecting instrument panel padding. Fuel gauge.

Body colour finishes

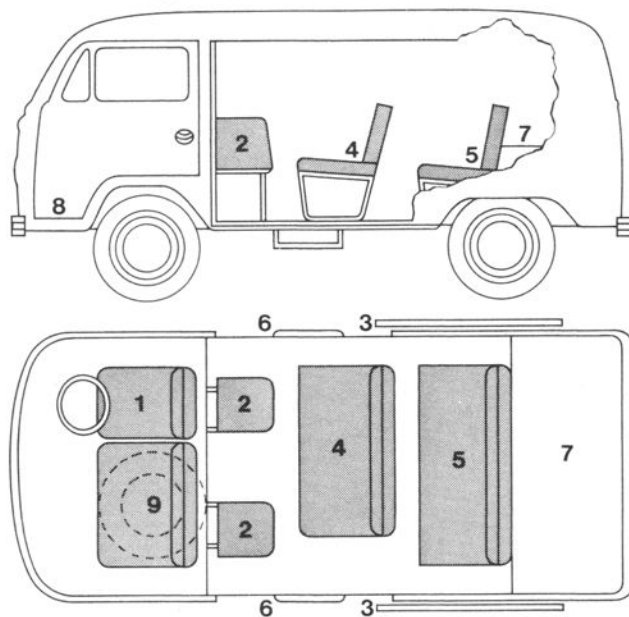
Pastel White.

Neptune Blue.

Brilliant Orange.

Upholstery

Dark Beige.



Layout

- 1 Front seats accommodate 3 persons including driver.
- 2 2 inward facing foldaway seats which give easy access from either side.
- 3 VW sliding doors on either side of vehicle.
- 4 Forward facing bench seat for 3 persons with access to rear - fully upholstered.
- 5 Forward facing bench seat for 4 persons - fully upholstered.
- 6 Fixed entry step on either side.
- 7 35 cubic foot luggage platform.
- 8 Access step to cab.
- 9 Spare wheel located under front seat.