




# ACCESSORY CATALOGUE 1970/71







## QUARTZ HALOGEN FOG & DRIVING LAMPS



**142 ZFH 31** red  
blue  
green  
gold



**142 ZNWH 30** red  
blue  
green  
gold

### The Chromatic Solitaire Range

Fog Lamp (clear) **142 ZNWH 30**  
red, blue, green, gold  
1N3 001 179-29, -31, -30, -32

Driving Lamp (clear) **142 ZFH 31**  
red, blue, green, gold  
1F3 001 179-13, -15, -14, -16

A new generation of sporty,  
coloured lamps.

Light aperture: 5<sup>7</sup>/<sub>16</sub>" (138 mm)



**132 ZFH-CC**



**132 ZNWH-CC**

### The Star

Fog Lamp (clear) **132 ZNWH-CC**  
1N3 001 180-06

Driving Lamp (clear) **132 ZFH-CC**  
1F3 001 180-00

For small and medium-sized cars.  
Robust design. Slim, chromium-  
plated die-cast body. Reflector  
and lens forming a sealed unit.  
Light aperture: 5<sup>1</sup>/<sub>8</sub>" (130 mm)



**139 ZFH-CC**



**139 ZNH-CC**

### The Helios

Fog Lamp (yellow) **139 ZNH-CC**  
1N3 001 168-07

Driving Lamp (clear) **139 ZFH-CC**  
1F3 001 168-00

### Pendant mounting versions:

Fog Lamp (yellow)  
**139 ZNH 180° CC**

1N3 001 168-08  
Driving Lamp (clear)  
**139 ZFH 180° CC**

1F3 001 168-02  
Ultra-modern design enhancing  
all types of cars. Light aperture:  
5<sup>3</sup>/<sub>4</sub>" x 2<sup>3</sup>/<sub>4</sub>" (147 x 72 mm)



### Relays

Single Relay **91/6-22-6, 12 or 24 V**  
4RA 001 841-06, -07 or -08

Twin Relay **91/18-22-6, 12 or 24 V**  
4RA 001 849-03, -04 or -05

To ensure that Halogen lamps reach and retain their full light output, it is  
advisable to incorporate a relay in the lighting circuit.



**91/6-22**



**91/18-22**

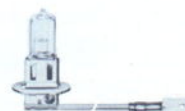
### Bulbs for all Halogen Lamps

6 V 55 W **YC 655**

12 V 55 W **YC 1255**

24 V 70 W **YC 2470**

8GH 002 090-06, -12, -24



## Halogen Driving Lamps

100% more light, range between 350 and 500 yards, depending on lamp size. Modern styling, special Halogen optique, microporous chrome-plated finish. With universal mounting bracket for all vehicles.


## Halogen Fog Lamps

100% more light, wide-spread beam extending well over the side of the road. The sharply cut-off beam prevents dangerous back glare.




## Lamp Covers

Lamp covers not only protect against flying stones and atmospheric influences, but impart to the car an attractive, sporty appearance.



200 ZFH 180° CR



200 ZNH 180° CR

## The 200 Range

Fog Lamp (yellow)  
**200 ZNH 180° CR**

1NE 001 170-07

Driving Lamp (clear)  
**200 ZFH 180° CR**

1FE 001 170-07

Large, robust lamps mainly suitable for commercial vehicles. Chrome rim, black body. Suitable for insulated return systems.

Light aperture:  
8" x 3 3/4" (202 x 97 mm)

Fog Lamp (yellow)  
**200 ZNX-2-180° CR**

1NE 001 170-03

Driving Lamp (clear)  
**200 ZF 180° CR**

As above, but designed for use with conventional bulbs.

**Bulbs:** 6 V 45 W **D 645**  
12 V 45 W **D 1245**  
24 V 45 W **D 2445**

8GA 002 083-06, -14, -26

## Bulbs for all Halogen Lamps

6 V 55 W **YC 655**  
12 V 55 W **YC 1255**  
24 V 70 W **YC 2470**  
8GH 002 090-06, -12, -24

**All HELLA Lamps are chromium-plated to BS specification No. 1224.**

## The Monza

Fog Lamp (yellow) **144 ZNH-CC**

1N4 001 181-05

Driving Lamp (clear) **144 ZFH 1 CC**

1F4 001 181-01

Latest addition to the HELLA range of lamps, incorporating the HELLA Quality Seal.

With protective cover **14/105.**  
8XS 108 475-00

Light aperture: 5 11/16" (144 mm)



144 ZFH 1 CC



144 ZNH-CC

## The Le Mans

Fog Lamp (clear) **182 ZNWH-CC**

1N8 001 185-02

Driving Lamp (clear) **182 ZFJ-CC**

1F8 001 185-00

Used by leading Rally Drivers all over the world. Large 180 mm, high-power output lamps.

With protective cover **14/104.**  
8XS 106 921-00

Light aperture: 7 1/16" (180 mm)



182 ZFJ-CC



182 ZNWH-CC

## The Monte Carlo

Fog Lamp (yellow) **149 ZNH-CC**

1NB 001 149-03

Driving Lamp (clear) **149 ZFH 1 CC**

1FB 001 149-01

Particularly suitable for vehicles employing square or oblong head-lamps.

With protective cover **14/107.**  
8XS 108 477-00

Light aperture:  
5 1/2" x 5 1/2" (140 x 140 mm)



149 ZFH 1 CC



149 ZNH-CC



# FOG REAR LAMPS

Motorists desire effective protection against nose-tail collisions in fog. HELLA fog rear lamps offer this. They are 100 times brighter than the normal tail light.

Simple mounting with universal cable set.



**NES 1 CC**  
2NE 003 030-00

Fog rear lamp with universal bracket for horizontal or vertical surfaces, also for bumper. Chrome-plated, die-cast body.

Size: 3<sup>3</sup>/<sub>4</sub>" x 3" x 2<sup>1</sup>/<sub>2</sub>" (97 x 78 x 61 mm)  
Light aperture: 9<sup>5</sup>/<sub>16</sub> sq. in. (60 sq. cm)

**Bulbs:** 6 V 18 W K 618 12 V 18 W K 1218  
8GM 002 091-06, -12



**NES 4 CC**  
2NE 001 412-01

Fog rear lamp with universal bracket for horizontal or vertical body surfaces, also for bumper. Ornamental optique, all chrome-plated body.

Size: 5<sup>13</sup>/<sub>16</sub>" x 2<sup>9</sup>/<sub>16</sub>" x 3<sup>1</sup>/<sub>8</sub>" (148 x 65 x 79 mm)  
Light aperture: 14 sq. in. (90 sq. cm)

**Bulbs:** as for NES 2



**NES 2**  
2NE 001 423-01

Fog rear lamp for commercial vehicles, trailers, vehicles with special bodies and tankers. For vertical surfaces. Red lens, black body.

Size: 5<sup>1</sup>/<sub>2</sub>" (140 mm) dia., depth: 3<sup>1</sup>/<sub>2</sub>" (89 mm)  
Light aperture: 17<sup>1</sup>/<sub>8</sub> sq. in. (110 sq. cm)  
Suitable for insulated return systems.

**Bulbs:** 6 V 21 W RL 621 12 V 21 W RL 1221  
8GA 002 073-06, -12, -24 24 V 21 W RL 2421



**61/35**  
6ED 001 566-00

Switch with transparent green knob for fog rear lamps.

Mounting aperture:  
1/2" (12.5 mm)  
For dashboards up to  
1/8" (3 mm).

**Bulbs:** 6 V 1,2 W J 61,2  
8GP 002 066-07, -12, -24



**11/49**  
6RE 001 596-00

On-off switch for fog rear lamp and fog lamp. 3 switch positions:

1. Fog rear lamp only  
2. Fog lamp only  
3. Fog rear lamp and fog lamp together.

12 V 2 W J 122  
24 V 3 W J 243



**NES 1 GN 10**  
2NE 003 030-91

Fog rear lamp NES 1 CC is supplied with switch 61/35 and universal ready-for-mounting cable set in a decorative transparent pack. Ideally suitable for gift purposes.

Detailed mounting instructions included.



**NES 4 GN 10**  
2NE 001 412-80

Fog rear lamp NES 4 CC is supplied with switch 61/35 and universal ready-for-mounting cable set in a decorative transparent pack.

Detailed mounting instructions included.



**NES 1 ZR-GN 10**  
2NE 003 030-95

Fog rear lamp and matching reversing lamp with installation materials in attractive gift pack.

Contents: 1 fog rear lamp NES 1 CC · 1 reversing lamp 91 ZR-CC · 1 switch 61/35 · 1 switch panel for under-dashboard mounting · 1 universal cable set for fog rear lamp · 1 universal cable set for reversing lamp. Detailed mounting instructions.



**NES 4 ZR-GN 10**  
2NE 001 412-83

Fog rear lamp and matching reversing lamp with installation materials in presentation pack. Contents:

1 fog rear lamp NES 4 CC · 1 reversing lamp 141 ZR-CC · 1 switch 61/35 · 1 switch panel for under-dashboard mounting · 1 universal cable set for fog rear lamp · 1 universal cable set for reversing lamp. Detailed mounting instructions.




## REVERSING LAMPS



**91 ZR-CC**  
1RA 001 408-00

Neat, compact design. Extra slim, chromium-plated body with rimless, block-pattern lens.  
Light aperture:  $3\frac{3}{4}'' \times 2\frac{3}{4}''$  (94 x 74 mm)  
Matches fog rear lamp NES 1 CC (see page 6).  
**Bulbs:** 6 V 18 W K 618 12 V 18 W K 1218  
8GM 002 091-06, -12



**141 ZR-CC**  
1RB 001 412-00

Up-to-the-minute style. Fully chrome-plated body and universal fixing bracket.  
Light aperture:  $5\frac{5}{8}'' \times 2\frac{3}{8}''$  (142 x 60 mm)  
Gives extremely wide beam pattern. Matches fog rear lamp NES 4 (see page 6).  
**Bulbs:** 6 V 25 W E 625 12 V 25 W E 1225  
8GA 002 069-06, -12




**148 ZR**  
1R4 001 423-00

For commercial vehicles, trailers, vehicles with special bodies and tankers. For mounting on vertical surfaces. Clear lens, black body.  
Size:  $5\frac{1}{2}''$  (140 mm) dia., depth:  $3\frac{1}{2}''$  (89 mm)  
Suitable for insulated return systems. Matches fog rear lamp NES 2 (see page 6).  
**Bulbs:** 6 V and 12 V as for 141 ZR-CC,  
24 V 25 W E 2425  
8GA 002 069-24



**102 ZR-CB**  
1R0 001 421-02

Sealed and robust construction. Plastic cover and chrome-type rim moulded in one piece. Two self-tapping fixing screws. Overall dia.  $3\frac{1}{16}''$  (78 mm).  
**Bulbs:** as for 91 ZR-CC



**107 ZR 2 CC**  
1RA 001 409-03

New clip-on bracket for fitting lamp to bumper or body edges without drilling. Block-pattern lens gives a wide diffused light.  
Light aperture:  $4\frac{1}{2}'' \times 2\frac{1}{8}''$  (115 x 57 mm)  
**Bulbs:** 6 V 18 W R 618 12 V 18 W R 1218  
8GA 002 072-06, -12



**92 ZR-CC**  
1RA 001 193-01

Distinctive all chrome-plated lamp with modern hooded rim. Adjustable hollow fixing bolt.  
Light aperture:  $3\frac{9}{16}'' \times 1\frac{9}{16}''$  (90 x 40 mm)  
**Bulbs:** as for 107 ZR 2 CC



**108 ZR-CB**  
1RA 001 406-00

Chrome-type finish. Illumination to the sides as well as to the rear.  
Light aperture:  $4\frac{1}{2}'' \times 2''$  (115 x 51 mm). Supplied complete with universal mounting bracket.  
**Bulbs:** 6 V 18 W K 618 12 V 18 W K 1218  
8GM 002 091-06, -12



**106 ZR-CB**  
1RA 001 405-00

Surface mounting. Attractive chrome-type rim which cannot deteriorate.  
Light aperture:  $4'' \times 1\frac{3}{16}''$  (100 x 30 mm)  
**Bulbs:** as for 108 ZR-CB

N. B. Reversing lamp switches 61/12-1 and 61/34 (see page 25) or speedometer-mounted switches (see page 26) to be ordered separately.



# ROTATING EMERGENCY LAMPS AND EQUIPMENT



**KL 6/1-blue-6 V, 12 V or 24 V**

2RL 001 658-06, -07 or -08

**KL 6/1-amber-6 V, 12 V or 24 V**

2RL 001 658-12, -13 or -14

(also available with red dome)

Primer body. Chrome rim. Tubular base with plug to fit socket of 16/210 mounting bush.

Overall height 10<sup>1</sup>/<sub>16</sub>" (225 mm)

Height of dome 4<sup>3</sup>/<sub>4</sub>" (120 mm)

Dia. of lamp body 5<sup>1</sup>/<sub>8</sub>" (130 mm)



**KL 7/1-blue-6 V, 12 V or 24 V**

2RL 001 659-11, -12 or -13

**KL 7/1-amber-6 V, 12 V or 24 V**

2RL 001 659-17, -18 or -19

Primer body. Chrome rim. Roof mounting (see also 15/16 rubber gasket). Three fixing screws.

Overall height 8<sup>1</sup>/<sub>4</sub>" (210 mm)

Height of dome 4<sup>3</sup>/<sub>4</sub>" (120 mm)

Dia. of lamp body 5<sup>7</sup>/<sub>8</sub>" (150 mm)

**KL 8/1-blue-6 V, 12 V or 24 V**

2RL 001 660-08, -09 or -10

**KL 8/1-amber-6 V, 12 V or 24 V**

2RL 001 660-14, -15 or -16

As KL 7/1, but extra large model (see also 15/17 rubber gasket). Three fixing screws.

Overall height 9<sup>13</sup>/<sub>16</sub>" (250 mm)

Height of dome 6<sup>5</sup>/<sub>16</sub>" (160 mm)

Dia. of lamp body 8<sup>11</sup>/<sub>16</sub>" (220 mm)



## Bulbs:

for blue domes:      6 V    U 645  
                                 12 V    U 1245  
                                 24 V    U 2445

8GA 002 074-06, -12, -24

for amber domes:    6 V      635  
                                 12 V     1235  
                                 24 V     2435

8GA 002 074-07, -13, -24

Police, Fire Brigade and ambulances require unconditional priority over other road users in all emergency situations.

Road clearance and breakdown vehicles must be clearly recognizable to enable them to carry out their duties without hindrance.

All therefore should be equipped with a signal lamp with effective range – a rotating-beam lamp.

Extremely bright beam. Intensive light flashes. Also easily recognizable by day (even in sunlight). Powerful range.



**SWBL 2**

2XW 001 980-00

HELLA Warning Flasher Lamp with transistorized flasher unit. Range over 3,000 yards. Intensive amber warning beam also clearly visible by day. Electronic control, shockproof, extremely reliable. Powerful white light for night repairs. Special battery checking device. Perfectly stable under extremely windy conditions. Lamps are fed by 5 high-performance, single-cell, leak-proof batteries of 1.5 V (U 2 type). Shockproof styropor container which protects the batteries against extreme temperatures.



**SWBL 8-2**

2XW 003 002-02

HELLA Warning Flasher Lamp with transistorized flasher unit and mirror-coated reflector

Matches to a very large extent the SWBL 2 as regards efficiency and operational reliability. Range over 3,000 yards. Electronically controlled. Shock proof. With battery testing device. Perfectly stable under extremely windy conditions. The extremely powerful light is ensured by 5 high-performance, single-cell, leak-proof batteries of 1.5 V (U 2 type). Shockproof styropor container.

N. B. Warning Lamps SWBL 2 and SWBL 8-2 are not supplied complete with batteries.



# 16/209

8XT 002 119-00

Adaptor for mounting rotating-beam lamp KL 7/1 on flat vehicle roof. 16/208 adaptor for KL 8/1 type rotating-beam lamp.



# 16/210

9XS 096 435-00

Mounting Bush. With built-in socket and protective rubber cap. For mounting KL 6/1 lamp at side of vehicle.



# 15/16

9GD 097 180-00

Rubber Gasket. For adapting KL 7/1 lamp to curved roof surfaces.

# 15/17

9GD 097 184-00

Rubber Gasket. For adapting KL 8/1 lamp to curved roof surfaces.



# 56/36

8HG 002 242-00

Magnetic Base consisting of a square magnetic plate for supporting rotating-beam lamp KL 7/1.

Dimensions: 10"x10" (255x255 mm). With universal standard car plug 12/32 and rubber grommet for cable outlet in lamp body.



# 56/1

8HG 002 366-00

Base Plate for mounting KL 7/1 on tripod 16/49.



# 250/135 RFWH-2

1X9 001 523-02

Halogen Special - Purpose Lamp. Light aperture 9 3/4" (250 mm), 820 yards beam. Clear, non-fluted lens. Black body.

**Bulbs:** 6 V 55 W YC 655  
12 V 55 W YC 1255  
24 V 70 W YC 2470

8GH 002 090-06, -12, -24



# 16/47

9XS 027 639-00

Connecting Piece. Vertically or horizontally adjustable, with hand-locking device.



# 16/49

8XT 002 117-00

Tubular-steel Tripod, telescoping from 3' 7" to 6' 1".



# 16/353

8XT 002 121-00

Supporting Base. For mounting the lamp on vehicle roof or other horizontal surfaces.



# SPECIAL PURPOSE LAMPS

## HELLA Implement Lamps

These lamps are employed for agricultural work, on building sites, for police, emergency and road maintenance vehicles, etc.

They are designed for use under the heaviest working conditions. Robust metal body. Grip for swivel adjustment. Powerful beam. Four fixing bolts. An ideal lamp for night operations and absolutely essential under many working conditions.



**130/95 K Black**  
1S3 001 117-04

Sturdy metal construction. Main and dipped beam. Provision for side light. All black finish. 5 1/8" (130 mm) aperture. Adjustable hollow fixing bolt 1 1/16" (18 mm) outside dia.

**Bulbs:**

6 V B 635/35	(Side) 6 V H 62
8GD 002 084-06	8GP 002 068-06
12 V B 1235/35	12 V H 122
8GD 002 084-12	8GP 002 068-12
24 V B 2445/40	24 V H 242
8GD 002 084-24	8GP 002 068-24



**130 RLVH**  
1G2 001 187-10

Implement Lamp with halogen light. A successful combination of wide-beam and long-range projector. Its extremely bright light illuminates the working site intensively over an area 90 yards (80 m) long and 45 yards (40 m) wide.

Light aperture: 5 1/8" (130 mm). Black lacquered body. Handle for swivel adjustment. Attachment bracket. Built-in light switch.

**Halogen bulbs:** 6 V 55 W YC 655  
12 V 55 W YC 1255  
24 V 70 W YC 2470

8GH 002 090-06, -12, -24

**130 RLV**  
1G2 001 187-00

As 130 RLVH, but with conventional bulb.



**150 RLVH-SF**  
1G3 002 339-00

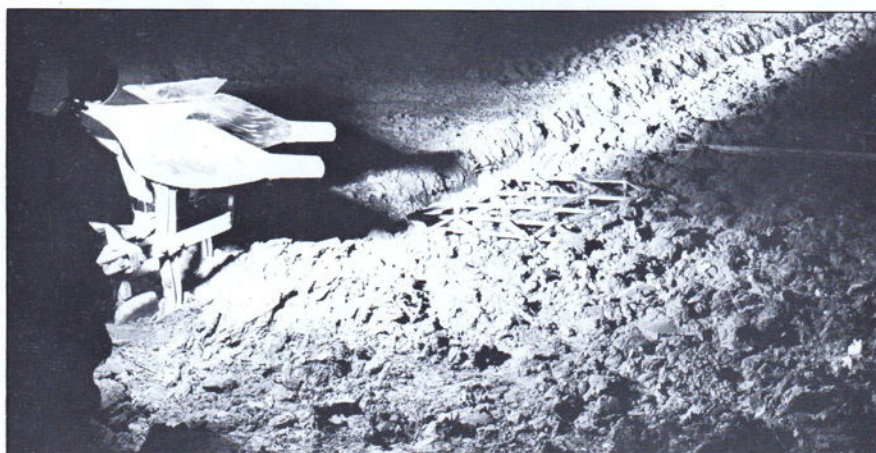
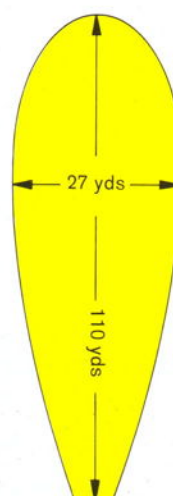
Implement Lamp with halogen light. Illuminates working site over an area 110 yards (100 m) long and 27 yards (25 m) wide.

Light aperture 5 1/2" (138 mm). Silver-coloured body. Fully adjustable. With handle and waterproof switch.

**Halogen bulbs:** 6 V 55 W YC 655  
12 V 55 W YC 1255  
24 V 70 W YC 2470

8GH 002 090-06, -12, -24

Light distribution





## SIDE, FLASHER & COMBINATION LAMPS



**10/102 clear CB**  
2PF 001 259-10

Sealed and robust construction. Plastic cover and chrome-type rim moulded in one piece. Surface mounting. Two self-tapping screws. Overall dia. 3 1/16" (78 mm).

**Bulbs:** 6 V M 63  
12 V M 123

8GM 002 094-06, -12



**BLPo 102-2 amber-clear CB**  
2BE 001 259-05

Combined flasher and side lamp of sealed and robust construction. Surface mounting. Plastic cover and chrome-type rim moulded in one piece. Two self-tapping fixing screws. Overall dia. 3 1/16" (78 mm).

**Bulbs:**  
Flasher: 6 V K 618 Side: 6 V M 63  
12 V K 1218 12 V M 123

8GM 002 091-06, -12 8GM 002 094-06, -12



**BL 50 amber**  
2BA 001 242-00

Designed for commercial vehicles. Flasher area in accordance with M.O.T. Regulations. Lens dia. 4 1/4" (108 mm).

**Bulbs:** 6 V R 618  
12 V R 1218  
24 V R 2418

8GA 002 072-06, -12, -24



**BL 102 amber CB**  
2BA 001 259-00

Matching flasher lamp to 10/102 CB. Surface mounting. Amber lens. Two self-tapping fixing screws. Overall dia. 3 1/16" (78 mm).

**Bulbs:** 6 V K 618  
12 V K 1218

8GM 002 091-06, -12

**56/11**  
8HG 002 247-00

Adaptor for fitting side lamp 10/102 CB, side flasher lamp BLPo 102 CB, flasher lamp BL 102 CB or tail-stop-numberplate lamp SBK 102-2 CB on curved surfaces.




**BL 132-1 amber**  
2BA 001 221-00

Commercial vehicle flasher lamp. Surface mounting, modern style. Flasher area in accordance with M.O.T. Regulations. Size: 2 5/8" x 7 1/8" (66 x 181 mm). Height: 2 1/2" (63 mm).

**Bulbs:** 6 V R 618  
12 V R 1218

8GA 002 072-06, -12

## BOAT LAMPS



**BL 362 clear CC**  
2BA 001 235-03

Stern or mast lamp. All chrome-plated. Clear lens. Self-tapping fixing screw. Length: 6 1/4" (158 mm).

**Bulbs:** 6 V G 65  
12 V G 125

8GA 002 071-06, -12



**10/362 green CC**  
2PF 001 235-14

All chrome-plated. Fitted on starboard side. Green lens is covered on one side. Self-tapping fixing screw. Length: 6 1/4" (158 mm).

**Bulbs:** 6 V G 65  
12 V G 125

8GA 002 071-06, -12




**10/362 red CC**  
2PF 001 235-15

All chrome-plated. Fitted on port side. Red lens is covered on one side. Self-tapping fixing screw. Length: 6 1/4" (158 mm).


**Bulbs:** 6 V G 65  
12 V G 125

8GA 002 071-06, -12






HELLA Main Factory, Lippstadt



HELLA Factory No.2, Lippstadt






HELLA Factory Bockum-Hövel



HELLA Factory Paderborn



HELLA Factory Recklinghausen



# Hella Automobile Equipment Limited

HANWORTH LANE • CHERTSEY • SURREY

Telephone: Chertsey 2291/2/3

