














Price list for vehicles
delivered under the

Tourist Car Delivery Programme

(effective as of January 19th, 1970
— prices and specifications subject
to change without notice)

| Model description | Model number | | Tourist price ex factory DM |
|--|--------------|--------|--------------------------------------|
| | LHD | RHD | |
|  VW 1200 | | | |
| with 1200 cc engine | 111011 | 112011 | 4 229.73 |
| with 1200 cc engine and steel sliding roof | 115011 | 116011 | 4 495.49 |
|  VW 1300 | | | |
| with 1300 cc engine | 113021 | 114021 | 4 819.82 |
| with 1300 cc engine and steel sliding roof | 117021 | 118021 | 5 085.59 |
| with 1300 cc engine and Selector AUTOMATIC | 113022 | 114022 | 5 265.77 |
| with 1300 cc engine, Selector AUTOMATIC and steel sliding roof | 117022 | 118022 | 5 531.53 |
|  VW 1500 | | | |
| with 1500 cc engine | 113031 | 114031 | 5 040.54 |
| with 1500 cc engine and steel sliding roof | 117031 | 118031 | 5 306.31 |
| with 1500 cc engine and Selector AUTOMATIC | 113032 | 114032 | 5 486.49 |
| with 1500 cc engine, Selector AUTOMATIC and steel sliding roof | 117032 | 118032 | 5 752.25 |
| with 1600 cc engine/ exhaust control system * | 113041 | — | 5 360.36 |
| with 1600 cc engine/ exhaust control system * and steel sliding roof | 117041 | — | 5 626.13 |
| with 1600 cc engine/ exhaust control system * and Selector AUTOMATIC | 113042 | — | 5 806.31 |
| with 1600 cc engine/ exhaust control system *, Selector AUTOMATIC and steel sliding roof | 117042 | — | 6 072.07 |
|  VW 1500 Convertible | | | |
| with 1500 cc engine | 151031 | 152031 | 6 297.30 |
| with 1500 cc engine and Selector AUTOMATIC | 151032 | 152032 | 6 743.24 |
| with 1600 cc engine/ exhaust control system * | 151041 | — | 6 617.12 |
| with 1600 cc engine/ exhaust control system * and Selector AUTOMATIC | 151042 | — | 7 063.06 |
|  VW 1500 Karmann Ghia Convertible | | | |
| with 1500 cc engine | 141031 | 142031 | 7 828.83 7 968.47 |
| with 1500 cc engine and Selector AUTOMATIC | 141032 | 142032 | 8 274.77 8 414.41 |
| with 1600 cc engine/ exhaust control system * | 141041 | — | 8 148.65 |
| with 1600 cc engine/ exhaust control system * and Selector AUTOMATIC | 141042 | — | 8 594.59 |
|  VW 1500 Karmann Ghia Coupé | | | |
| with 1500 cc engine | 143031 | 144031 | 7 108.11 7 247.75 |
| with 1500 cc engine and Selector AUTOMATIC | 143032 | 144032 | 7 554.05 7 693.69 |
| with 1600 cc engine/ exhaust control system * | 143041 | — | 7 427.93 |
| with 1600 cc engine/ exhaust control system * and Selector AUTOMATIC | 143042 | — | 7 873.87 |
|  VW 1600 TL | | | |
| with 1600 cc engine | 311021 | 312021 | 6 657.66 |
| with 1600 cc engine and steel sliding roof | 313021 | 314021 | 7 013.51 |
| with 1600 cc engine and AUTOMATIC | 311023 | 312023 | 7 378.38 |
| with 1600 cc engine, steel sliding roof and AUTOMATIC | 313023 | 314023 | 7 734.23 |
| with 1500 cc engine | 311011 | 312011 | 6 549.55 |
| with 1500 cc engine and steel sliding roof | 313011 | 314011 | 6 905.41 |
| VW 1600 TLE | | | |
| with 1600 cc engine/ electronically controlled fuel injection system * | 311031 | 312031 | 7 094.59 |
| with 1600 cc engine/ electronically controlled fuel injection system * and steel sliding roof | 313031 | 314031 | 7 450.45 |
| with 1600 cc engine/ electronically controlled fuel injection system * and AUTOMATIC | 311033 | 312033 | 7 815.32 |
| with 1600 cc engine/ electronically controlled fuel injection system *, steel sliding roof and AUTOMATIC | 313033 | 314033 | 8 171.17 |

| Model description | Model number | | Tourist price ex factory DM |
|--|--------------|--------|--------------------------------------|
| | LHD | RHD | |
|  VW 1600 T | | | |
| with 1600 cc engine | 311321 | 312321 | 6 292.79 |
| with 1600 cc engine and steel sliding roof | 313321 | 314321 | 6 648.65 |
| with 1600 cc engine and AUTOMATIC | 311323 | 312323 | 7 013.51 |
| with 1600 cc engine, steel sliding roof and AUTOMATIC | 313323 | 314323 | 7 369.37 |
| with 1500 cc engine | 311311 | 312311 | 6 184.68 |
| with 1500 cc engine and steel sliding roof | 313311 | 314311 | 6 540.54 |
|  VW 1600 TA | | | |
| with 1600 cc engine | 311421 | 312421 | 6 063.06 |
| with 1600 cc engine and steel sliding roof | 313421 | 314421 | 6 418.92 |
| with 1600 cc engine and AUTOMATIC | 311423 | 312423 | 6 783.78 |
| with 1600 cc engine, steel sliding roof and AUTOMATIC | 313423 | 314423 | 7 139.64 |
| with 1500 cc engine | 311411 | 312411 | 5 954.95 |
| with 1500 cc engine and steel sliding roof | 313411 | 314411 | 6 310.81 |
|  VW 1600 L | | | |
| with 1600 cc engine | 315121 | 316121 | 6 657.66 |
| with 1600 cc engine and steel sliding roof | 317121 | 318121 | 7 013.51 |
| with 1600 cc engine and AUTOMATIC | 315123 | 316123 | 7 378.38 |
| with 1600 cc engine, steel sliding roof and AUTOMATIC | 317123 | 318123 | 7 734.23 |
| with 1500 cc engine | 315111 | 316111 | 6 549.55 |
| with 1500 cc engine and steel sliding roof | 317111 | 318111 | 6 905.41 |
| VW 1600 LE | | | |
| with 1600 cc engine/ electronically controlled fuel injection system | 315131 | 316131 | 7 094.59 |
| with 1600 cc engine/ electronically controlled fuel injection system and steel sliding roof | 317131 | 318131 | 7 450.45 |
| with 1600 cc engine/ electronically controlled fuel injection system and AUTOMATIC | 315133 | 316133 | 7 815.32 |
| with 1600 cc engine/ electronically controlled fuel injection system, steel sliding roof and AUTOMATIC | 317133 | 318133 | 8 171.17 |
| VW 1600 | | | |
| with 1600 cc engine | 315321 | 316321 | 6 292.79 |
| with 1600 cc engine and steel sliding roof | 317321 | 318321 | 6 648.65 |
| with 1600 cc engine and AUTOMATIC | 315323 | 316323 | 7 013.51 |
| with 1600 cc engine, steel sliding roof and AUTOMATIC | 317323 | 318323 | 7 369.37 |
| with 1500 cc engine | 315311 | 316311 | 6 184.68 |
| with 1500 cc engine and steel sliding roof | 317311 | 318311 | 6 540.54 |
|  VW 1600 A | | | |
| with 1600 cc engine | 315021 | 316021 | 6 063.06 |
| with 1600 cc engine and steel sliding roof | 317021 | 318021 | 6 418.92 |
| with 1600 cc engine and AUTOMATIC | 315023 | 316023 | 6 783.78 |
| with 1600 cc engine, steel sliding roof and AUTOMATIC | 317023 | 318023 | 7 139.64 |
| with 1500 cc engine | 315011 | 316011 | 5 954.95 |
| with 1500 cc engine and steel sliding roof | 317011 | 318011 | 6 310.81 |
|  VW 1600 L Variant | | | |
| with 1600 cc engine | 361021 | 362021 | 6 927.93 |
| with 1600 cc engine and steel sliding roof | 363021 | 364021 | 7 283.78 |
| with 1600 cc engine and AUTOMATIC | 361023 | 362023 | 7 648.65 |
| with 1600 cc engine, steel sliding roof and AUTOMATIC | 363023 | 364023 | 8 004.50 |
| with 1500 cc engine | 361011 | 362011 | 6 819.82 |
| with 1500 cc engine and steel sliding roof | 363011 | 364011 | 7 175.68 |
|  VW 1600 LE Variant | | | |
| with 1600 cc engine/ electronically controlled fuel injection system * | 361031 | 362031 | 7 364.86 |
| with 1600 cc engine/ electronically controlled fuel injection system * and steel sliding roof | 363031 | 364031 | 7 720.72 |
| with 1600 cc engine/ electronically controlled fuel injection system * and AUTOMATIC | 361033 | 362033 | 8 085.59 |
| with 1600 cc engine/ electronically controlled fuel injection system *, steel sliding roof and AUTOMATIC | 363033 | 364033 | 8 441.44 |

* Mandatory in USA/Canada

Volkswagens are delivered to 140 countries the world over. Obviously, traffic laws and type-approval regulations tend to vary from country to country.

You may find, therefore, that the models and equipment actually offered for sale differ from the data given in this list.

So please ask your nearest VW dealer for information regarding the wide range of VW models, colours, equipment and optional extras valid for your country.

| Model description | Model number | | Tourist price ex factory DM |
|-------------------|--------------|-----|-----------------------------|
| | LHD | RHD | |



| | | | |
|---|--------|--------|----------|
| VW 1600 A Variant | | | |
| with 1600 cc engine | 365021 | 366021 | 6 472.97 |
| with 1600 cc engine and steel sliding roof | 367021 | 368021 | 6 828.83 |
| with 1600 cc engine and AUTOMATIC | 365023 | 366023 | 7 193.69 |
| with 1600 cc engine, steel sliding roof and AUTOMATIC | 367023 | 368023 | 7 549.55 |
| with 1500 cc engine | 365011 | 366011 | 6 364.86 |
| with 1500 cc engine and steel sliding roof | 367011 | 368011 | 6 720.72 |



| | | | |
|-----------------------------------|--------|--------|----------|
| VW 411 L (2 door) | | | |
| with 1700 cc engine | 411011 | 412011 | 7 500.00 |
| with 1700 cc engine and AUTOMATIC | 411013 | 412013 | 8 265.77 |

| | | | |
|---|--------|--------|----------|
| VW 411 LE (2 door) | | | |
| with 1700 cc engine/electronically controlled fuel injection system | 411021 | 412021 | 7 936.94 |

| | | | |
|-----------------------------------|--------|--------|----------|
| VW 411 (2 door) | | | |
| with 1700 cc engine | 415011 | 416011 | 7 121.62 |
| with 1700 cc engine and AUTOMATIC | 415013 | 416013 | 7 887.39 |

| | | | |
|---|--------|--------|----------|
| VW 411 E (2 door) | | | |
| with 1700 cc engine/electronically controlled fuel injection system | 415021 | 416021 | 7 558.56 |



| | | | |
|-----------------------------------|--------|--------|----------|
| VW 411 L (4 door) | | | |
| with 1700 cc engine | 421011 | 422011 | 7 810.81 |
| with 1700 cc engine and AUTOMATIC | 421013 | 422013 | 8 576.58 |

| | | | |
|---|--------|--------|----------|
| VW 411 LE (4 door) | | | |
| with 1700 cc engine/electronically controlled fuel injection system | 421021 | 422021 | 8 247.75 |

| | | | |
|-----------------------------------|--------|--------|----------|
| VW 411 (4 door) | | | |
| with 1700 cc engine | 425011 | 426011 | 7 432.43 |
| with 1700 cc engine and AUTOMATIC | 425013 | 426013 | 8 198.20 |

| | | | |
|---|--------|--------|----------|
| VW 411 E (4 door) | | | |
| with 1700 cc engine/electronically controlled fuel injection system | 425021 | 426021 | 7 869.37 |



| | | | |
|-----------------------------------|--------|--------|----------|
| VW 411 L Variant (3 door) | | | |
| with 1700 cc engine | 461011 | 462011 | 7 842.34 |
| with 1700 cc engine and AUTOMATIC | 461013 | 462013 | 8 608.11 |

| | | | |
|---|--------|--------|----------|
| VW 411 LE Variant (3 door) | | | |
| with 1700 cc engine/electronically controlled fuel injection system | 461021 | 462021 | 8 279.28 |

| | | | |
|-----------------------------------|--------|--------|----------|
| VW 411 Variant (3 door) | | | |
| with 1700 cc engine | 465011 | 466011 | 7 463.97 |
| with 1700 cc engine and AUTOMATIC | 465013 | 466013 | 8 229.73 |

| | | | |
|---|--------|--------|----------|
| VW 411 E Variant (3 door) | | | |
| with 1700 cc engine/electronically controlled fuel injection system | 465021 | 466021 | 7 900.90 |

All models VW 411 are also available with steel sliding roof. If requested please quote additionally. Please note, however, models VW 411 are not released for export to USA/Canada and models VW 411 with electronically controlled fuel injection system are only available for operation in Europe.



VW Campmobile
please ask for special price lists including description

| Model description | Model number | | Tourist price ex factory DM |
|-------------------|--------------|-----|-----------------------------|
| | LHD | RHD | |



| | | | |
|--|--------|---|----------|
| VW Microbus (7 seater) | | | |
| with 1600 cc engine/exhaust control system* and sliding door right | 221121 | — | 8 171.17 |
| with 1600 cc engine/exhaust control system*, steel sliding roof and sliding door right | 225121 | — | 8 653.15 |



| | | | |
|--|--------|--------|----------|
| VW Microbus (8 seater) | | | |
| with 1600 cc engine and sliding door right | 221011 | — | 8 103.60 |
| with 1600 cc engine and sliding door left | — | 224011 | 8 103.60 |

| | | | |
|--|--------|---|----------|
| with 1600 cc engine, steel sliding roof and sliding door right | 225011 | — | 8 585.59 |
|--|--------|---|----------|

| | | | |
|---|---|--------|----------|
| with 1600 cc engine, steel sliding roof and sliding door left | — | 228011 | 8 585.59 |
|---|---|--------|----------|

| | | | |
|---|--------|---|----------|
| with 1600 cc engine, partition between cab/passenger compartment and sliding door right | 221411 | — | 8 112.61 |
|---|--------|---|----------|

| | | | |
|---|--------|---|----------|
| with 1600 cc engine, partition between cab/passenger compartment, steel sliding roof and sliding door right | 225411 | — | 8 594.59 |
|---|--------|---|----------|



| | | | |
|---|--------|---|----------|
| VW Microbus (9 seater) | | | |
| with 1600 cc engine, partition between cab/passenger compartment and sliding door right | 221511 | — | 8 184.68 |

| | | | |
|--|---|--------|----------|
| with 1600 cc engine, partition between cab/passenger compartment and sliding door left | — | 224511 | 8 184.68 |
|--|---|--------|----------|

| | | | |
|---|--------|---|----------|
| with 1600 cc engine/exhaust control system*, partition between cab/passenger compartment and sliding door right | 221521 | — | 8 324.32 |
|---|--------|---|----------|

| | | | |
|---|--------|---|----------|
| with 1600 cc engine, partition between cab/passenger compartment, steel sliding roof and sliding door right | 225511 | — | 8 666.67 |
|---|--------|---|----------|

| | | | |
|--|---|--------|----------|
| with 1600 cc engine, partition between cab/passenger compartment, steel sliding roof and sliding door left | — | 228511 | 8 666.67 |
|--|---|--------|----------|

| | | | |
|---|--------|---|----------|
| with 1600 cc engine/exhaust control system*, partition between cab/passenger compartment, steel sliding roof and sliding door right | 225521 | — | 8 806.31 |
|---|--------|---|----------|



| | | | |
|---|--------|---|----------|
| VW Microbus Deluxe (8 seater) | | | |
| with 1600 cc engine, steel sliding roof, two-tone finish and sliding door right | 241011 | — | 9 270.27 |

| | | | |
|--|---|--------|----------|
| with 1600 cc engine, steel sliding roof, two-tone finish and sliding door left | — | 244011 | 9 270.27 |
|--|---|--------|----------|

| | | | |
|--|--------|---|----------|
| with 1600 cc engine, partition between cab/passenger compartment, steel sliding roof, two-tone finish and sliding door right | 241411 | — | 9 279.28 |
|--|--------|---|----------|



| | | | |
|--|--------|---|----------|
| VW Microbus Deluxe (9 seater) | | | |
| with 1600 cc engine, partition between cab/passenger compartment, steel sliding roof, two-tone finish and sliding door right | 241511 | — | 9 351.35 |

| | | | |
|---|---|--------|----------|
| with 1600 cc engine, partition between cab/passenger compartment, steel sliding roof, two-tone finish and sliding door left | — | 244511 | 9 351.35 |
|---|---|--------|----------|



| | | | |
|--|--------|---|----------|
| VW Kombi (without seats in passenger compartment) | | | |
| with 1600 cc engine and sliding door right | 231011 | — | 7 202.70 |

| | | | |
|---|---|--------|----------|
| with 1600 cc engine and sliding door left | — | 234011 | 7 202.70 |
|---|---|--------|----------|

| | | | |
|--|--------|---|----------|
| with 1600 cc engine/exhaust control system* and sliding door right | 231021 | — | 7 342.34 |
|--|--------|---|----------|

| | | | |
|--|--------|---|----------|
| with 1600 cc engine, steel sliding roof and sliding door right | 235011 | — | 7 684.68 |
|--|--------|---|----------|

| | | | |
|--|--------|---|----------|
| with 1600 cc engine/exhaust control system*, steel sliding roof and sliding door right | 235021 | — | 7 824.32 |
|--|--------|---|----------|

* Mandatory in USA/Canada

International Car Registration and Motor Vehicle Insurance

International Registration can only be obtained for the period of validity of the third party mandatory insurance — however, for a maximum of 1 year only. These documents and the International Licence Plates are procured by us.

Third Party Liability Insurance is a prerequisite for International Car Registration. This insurance incl. Fire and Theft coverage for your VW and additional Collision insurance can be supplied by Volkswagen-Versicherungsdienst GmbH (Volkswagen Insurance Service). Detailed information about the coverage and the premium will be given by your VW dealer.

This insurance is valid in all European countries — an International Insurance card will be issued.

Turnover Tax

The prices mentioned in this list do not include the German turnover tax which has to be paid in advance.

If the car is to be collected in Germany the tax amounts to 11%. However, Volkswagenwerk AG will refund this tax to the customer

direct if the customer provides evidence of exportation of his vehicle from Germany within 6 months after delivery.

Example

In order to give you an idea of the cost involved you will find below a calculation of a Tourist Car Delivery at our factory in Wolfsburg.

| | | |
|------------|-----------------------------|------------|
| Model: | VW 1500 with 1500 cc engine | DM 5040.54 |
| Extras: | Leatherette upholstery | DM 34.23 |
| | White wall tyres | DM 77.48 |
| | VW car radio "Emden" | DM 235.14 |
| | Sub total | DM 5387.39 |
| | 11% Turnover tax** | DM 592.61 |
| Documents: | Intern. Reg./Licence Plates | DM 16.— |
| | 3 months Insurance Type A | DM 150.— |
| | Total | DM 6146.— |

** This sum will be refunded. It represents a saving of 11% on the German domestic price.