

Motel Volkswagen





Top left: Cruiser II Centre: Adventurer. (Shown with optional tent). Right: The Dormobile.



Cruiser II


Next time you're thinking about getting away from it all, think about our 60mph motels.

They're a part of a chain of holiday resorts springing up all over Australia. You'll find all the usual, up-to-date facilities, a full length double bed (and sleeping accommodation for two more), a fridge, a dining table and sink, closet space, a work bench, even a reading light.

The Cruiser II is the more conventional camper, particularly suitable for long range touring.

Features

Cruiser II gives you a wonderfully compact kitchen unit including a new style sink unit and a self contained cooker. You have a sliding door remote control — easy in — easy out. The timber finish is luxurious. Cruiser II will seat five adults and sleep two in a six foot long double bed. Pull out another bed in the extendable roof and you've sleeping for two more adults or three children.

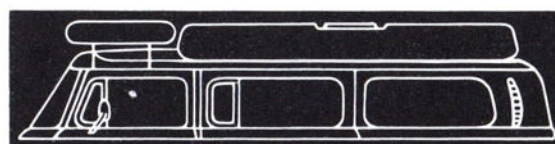
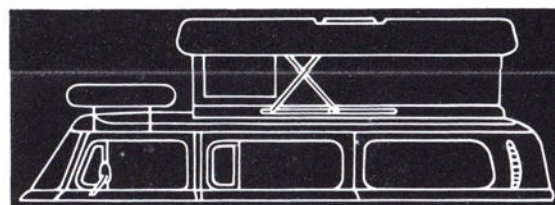


Cruiser II By Day

(1) Split front seats (2) Sink with water storage under tap and pump (3) 2 burner stove (4) Built-in fridge (5) Fold away table (6) Mirror on sink lid (7) Rear seat with storage underneath (8) Storage shelves (9) Rear facing seat with storage underneath (10) Storage cupboard in roof over seat (11) Fluorescent light (12) Hanging space (13) Sliding drawer and work bench.

By Night

(1) Dining table and rear seat fold down to form double bed. Roof extends to allow sleeping for two more.



Adventurer

The thing that makes Motel Volkswagen different is that it lets you leave the place you're in, in the lodgings you're in.

And it has a few other things you won't find in any ordinary motel. Like an engine in the rear that can't boil or freeze and will get around 24mpg while it's getting you off the beaten track. Adventurer also comes with an elevator roof design to allow 7' of headroom within the vehicle when stopped. This extendable roof is made from sturdy durable fibreglass with a fully waterproof shroud featuring screened ventilation openings. When in position, the extension provides a retractable bed for two adults or children.



Features

Spare wheel relocated for extra storage room. Head restraint behind driver's seat. New sink/fridge/stove unit with slide-away work bench. Top latch insect screen. Sliding door remote control. "Nomad Walnut" finished timber and "Surfers Tan" trim.

Adventurer By Day

(1) Split front seats (2) Sink with water storage under tap and pump (3) 2 burner stove (4) Built-in fridge (5) Fold away table (6) Mirrors (7) Rear seat with storage underneath (8) Twin storage lockers (9) Extra seat—folds down (10) Relocated spare wheel (11) Fluorescent light (12) Roof storage (13) Shelf storage (14) Sliding drawer and work bench (15) Hanging space.




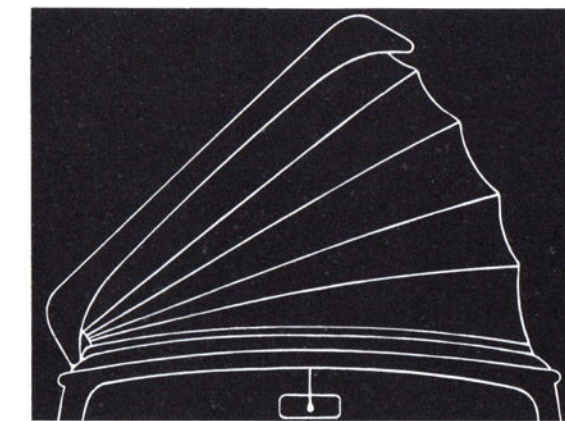
By Night

(1) Rear seat and table fold down to form a double bed. Roof extends to allow sleeping accommodation for two more.



Dormobile

Like all our motels, Dormobile will take you 15,000 holiday miles before you'll have to change tyres. A double-joint rear axle with independent torsion bar suspension smooths the road (even if you're headed for the Volkswagen Desert Inn or Volkswagen in the Bush).



Dormobile By Day

(1) Split front seats (2) Sink with water storage under tap and pump (3) Fold out 2 burner stove with grill (4) Built-in fridge (5) Fold away table (6) Mirror above sink lid (7) Rear seat with storage underneath (8) Built-in storage (9) Storage lockers (10) Relocated spare wheel (11) Fluorescent light (12) Drawer storage.

Dormobile features a "bellows" extendable roof line with two swing down adult-size bunks. Add this to the double size bed and you have sleeping accommodation for four.

And like all our motels, Dormobile comes complete with colour matched durable floor coverings. It is fully lined, and trimmed.

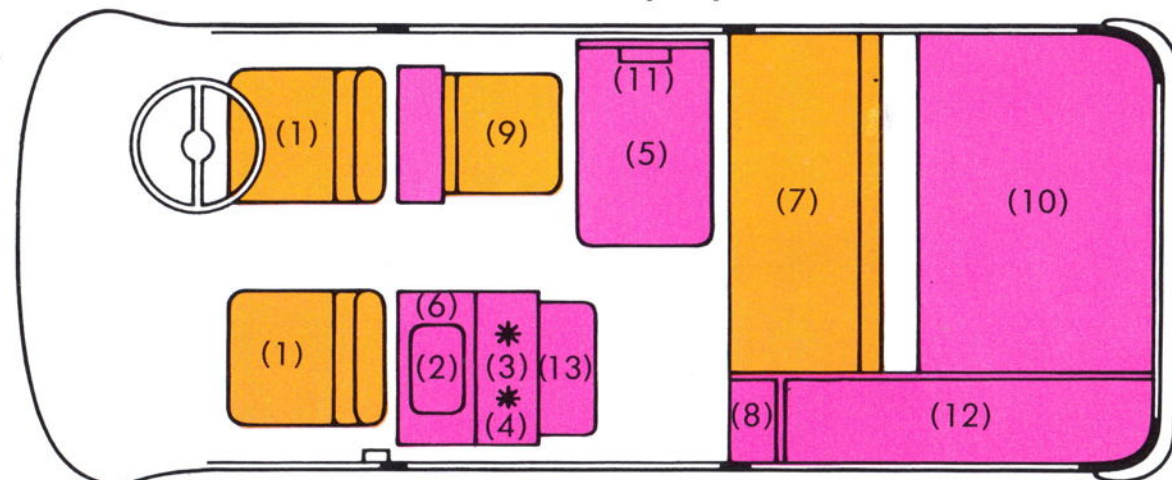
You have quality curtains on all windows. Extruded aluminium track and silent runners and gatherers. Deep foam cushions, covered with quality vinyl covers. You have a stowable dining table. A sink with draining board, pump and water storage. 12 volt interior lighting. Clothes hanging space. Food, crockery, utensil and bedding storage lockers, a cutlery drawer and fire extinguisher.




By Night

(1) Table supports the rear seat which folds down to form double bed (2) Roof folds out. Bunks in roof sleep 2 more.

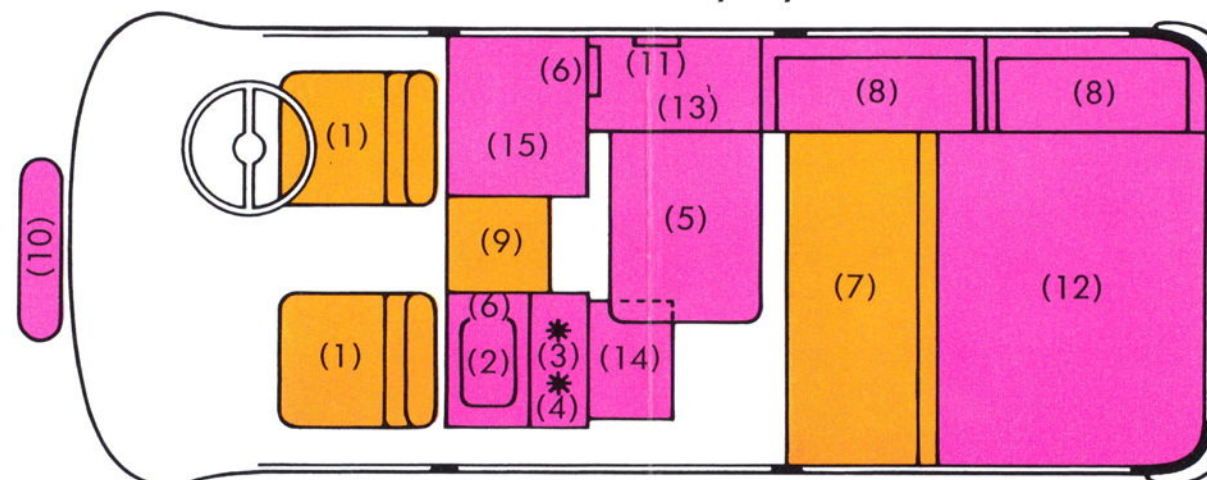
Cruiser II By Day




By Night



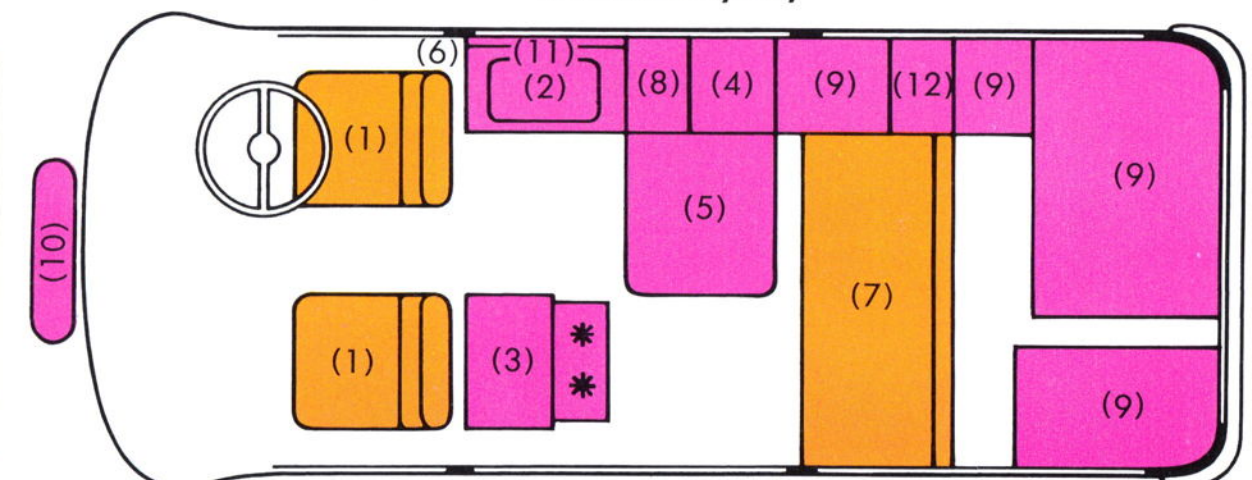
Adventurer By Day



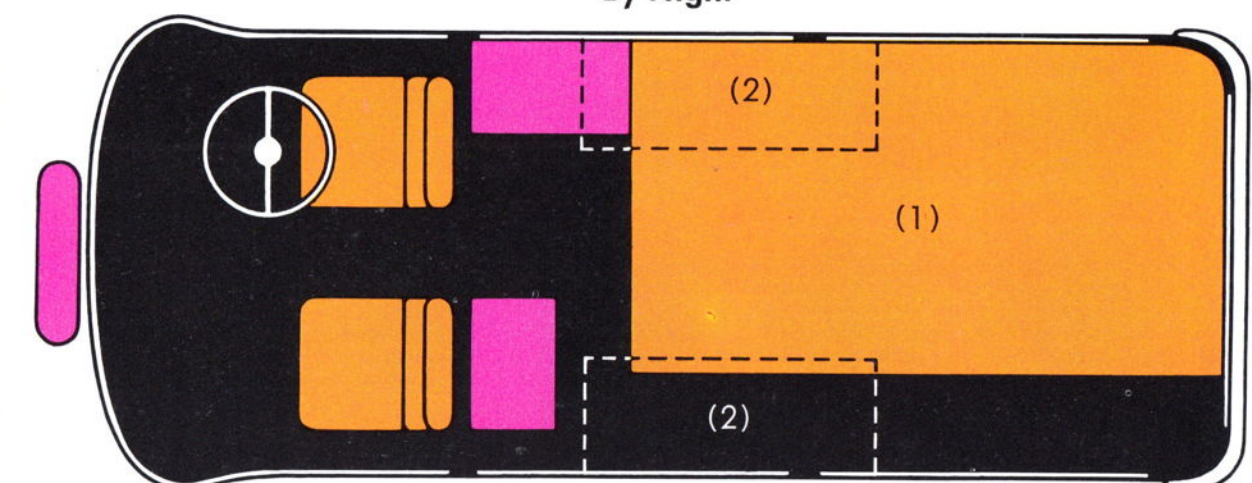
By Night



Dormobile By Day



By Night



Options

While every Campmobile and Dormobile is fully equipped ready for the road, a wide range of variations and options has been designed to ensure satisfaction of the most individual requirements.

In planning the equipment for your own vehicle consider the size of your family, the period of tour contemplated and possible geographic areas which may be explored.

Options coded ABC are applicable to Campmobile Adventurer and Cruiser II.

Options coded ADD are applicable to Dormobile only.

To increase accommodation capacity

Campmobile Tent: Option ABC 3; ADD 3. A 10' x 10' umbrella type tent which may be erected in six minutes by one individual. Features simple centre self-supporting mechanism—no guy ropes; screened ventilator; two zippered entrances; integral ground sheet liner; vehicle connecting annexe. The specially designed tent provides a second "room" for additional portable dining or sleeping equipment. It is a "free standing" unit which may be left on the campsite.

Cabin Bunk: Option ABC 8; ADD 8. Demountable, folding stretcher bunk for driving cabin 56" x 38".

Demountable Seat: Option ADD 14. Additional metal frame, upholstered, folding seat for Dormobile. Increases passenger capacity to six adults.

To improve storage capacity

Luggage Rack: Option ABC 5; ADD 5. 5' x 3' roof mounted luggage rack, designed for models with elevating roof.

Spare Wheel Relocation: Option ABX 6. Relocation of spare wheel from rear platform to front of vehicle. Includes mountings, padlock and vinyl cover. Standard on Adventurer and Dormobile.

To improve range and endurance

Twin Battery Circuit: Option ABC 2; ADD 2. Additional 12 volt battery with all applicable wiring circuited in parallel with vehicle electrical system. Recommended where 12 volt equipment with high amp hours ratings is to be used when stationary.

10 lb. Gas Pack: Option ABC 14. Mounted above rear bumper with all fittings (in lieu of standard gas installation).

Detachable Windscreen Protector: Option ABC 15. Recommended for outback tours. Laminated windcreens are also available for all models (Vehicle Option M89).

240 volt/12 volt Generating Sets. At the time of publication a number of petrol engined 12 volt DC/240 volt AC generator sets were under test. While expensive, this equipment may be desirable where protracted camping in isolated areas is contemplated. Ask your Dealer to enquire through the Campmobile Technical Service.

For comfort and convenience

240 volt Power Point: Option ABC 7; ADD 7. Installation of 240 volt equipment including external input and internal outlet. With authority approval. Allows use of frypans, toasters, TV, appliances, etc.

Tow Bar: Option ABC 9. For boat or trailer towing.

Mosquito Net Set: Option ABC 10; ADD 10. Stowable netting for front passenger door and side opening door.

Retractable Step: Option ABC 11; ADD 11. Fitted below side opening door.

12 volt Oscillating Fan: Option ABC 12. Wired into the vehicle's electrical circuit. Low amp hour rating.

Screened/Sliding Window: Option ABC 13. Split sliding window with outer insect screen replaces large window above dining table.

Portable Picnic Equipment: Option ABC 17; ADD 17—Folding table with 2 stools. Option ABC 18; ADD 18—Picnic stools, set of 2. Option ABC 19; ADD 19—Picnic chairs, set of 2.

Air-Conditioning

At the time of publication, special Campmobile air conditioning was under development and test. Ask your Dealer to enquire through the Campmobile Technical Service.

Variations and deletions

A gas cooker and gas/240 volt electric refrigerator are standard equipment. These may be deleted, if not required, with corresponding savings. Delete options are identified (*).

Gas/Electric Refrigerator: Delete Option (ABC 0)*; (ADD 0)*. Deletion of appliance and all fittings.

Cupboard and Door: Option ABC 16. Fitment of shelving and door in refrigerator space. NB. This conversion is automatic with delete option (ADD 0)*.

Gas Cooking Equipment: Option (ABC 1)*; (ADD 0)*. Deletion of appliance and all fittings.

Elevator Roof. Campmobile Adventurer and Cruiser II models are available without elevator roof, with corresponding savings. Identification: 'A' Models—normal roof line. 'E' Models—elevator roof.

Accessories

A full range of useful accessories—radios, spot lights, first aid kits, etc. is available from your Volkswagen Dealer's display centre.

Volkswagen Diagnosis

Because getting there is as important as being there, we have a unique "care-and-feeding" plan for your Motel Volkswagen. It's called Volkswagen Diagnosis.

It's an extraordinary new way to service the part of your motel that's a Volkswagen. And the best part is, it's free with every new motel for 24,000 miles.

VW Diagnosis uses the latest scientific equipment to see what the human eye can miss. It spots little problems before they become big, expensive problems.

All you do is drive your motel into any Volkswagen dealer, present your free voucher and a fully trained expert will go through it.

He'll then present you with a written report on what, if anything, needs to be done to keep your motel as perfect as the day you took it over.

